



Sistema Nacional de Seguridad Alimentaria y Nutricional -SINASAN-

Avance del Plan Operativo Anual de Seguridad Alimentaria y Nutricional 2019

Al 31 de Agosto

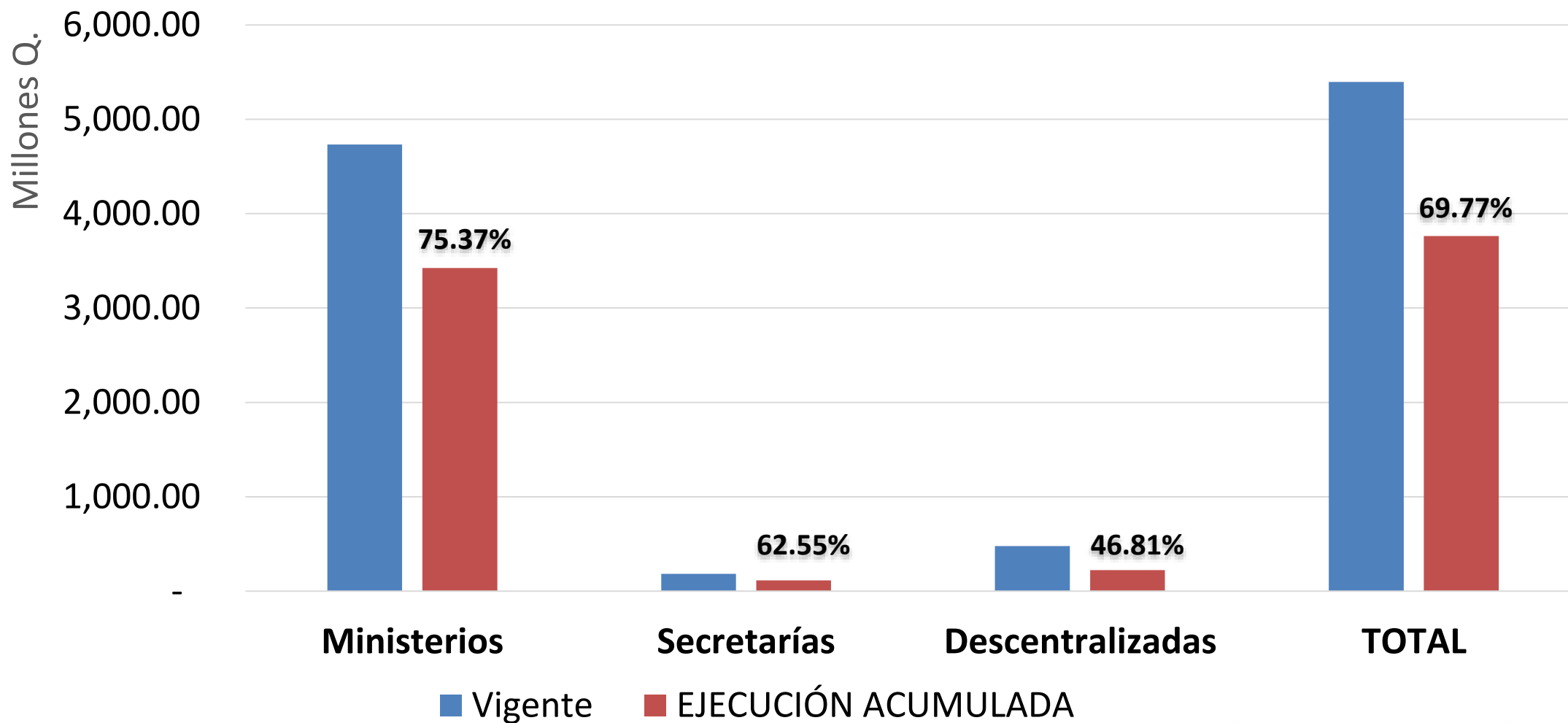
Guatemala, septiembre de 2019

Ejecución Financiera del POASAN 2019 al 31 de agosto

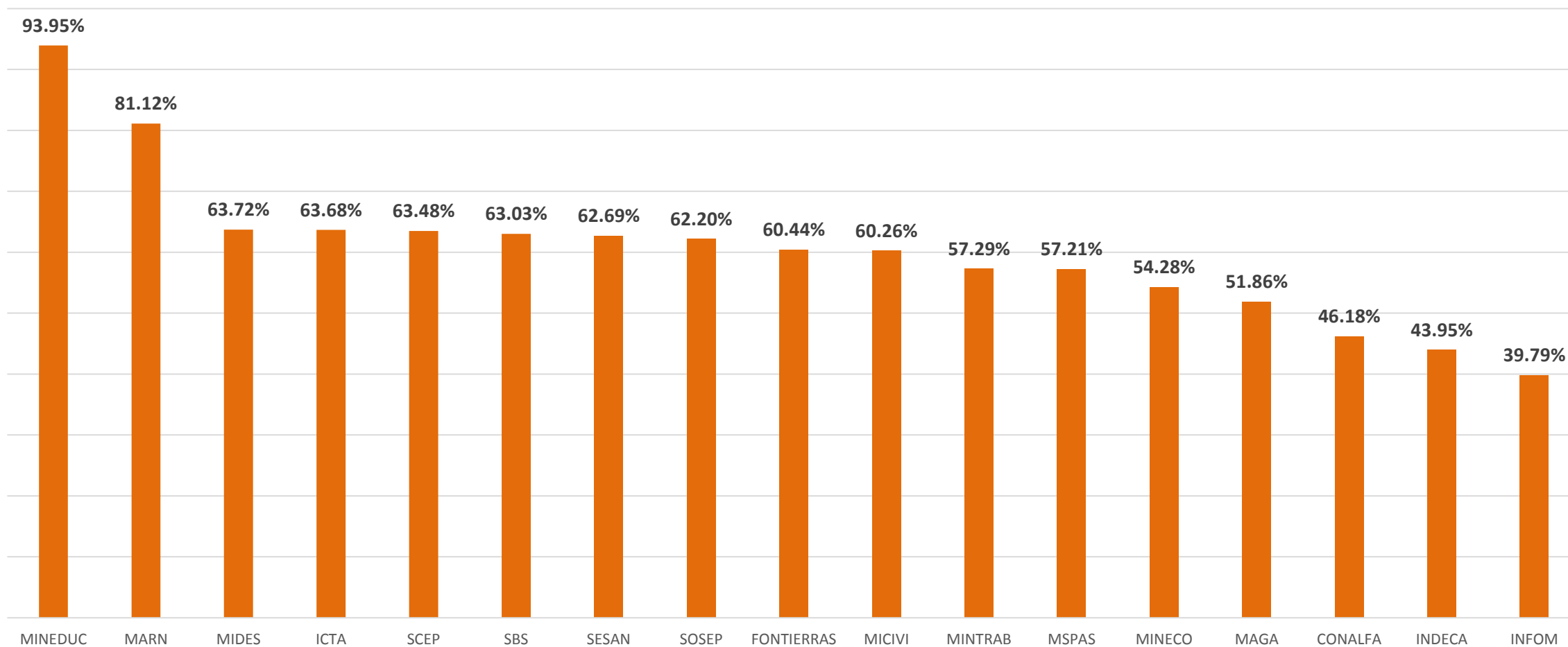
Seguimiento
ejecución
POASAN 2019
al 31 de agosto

Instituciones	POASAN 2019		EJECUCIÓN ACUMULADA	%
	Asignado	Vigente		
Ministerios	Q 4,991,975,047.00	Q 4,732,680,171.50	Q 3,424,967,564.01	72.37%
MINEDUC	1,879,163,000.00	1,879,163,000.00	1,765,452,388.66	93.95%
MICIVI	1,000,566,929.00	807,544,699.00	486,614,266.16	60.26%
MSPAS	1,029,116,471.00	968,979,730.00	554,348,110.61	57.21%
MAGA	601,717,233.00	556,158,132.00	288,405,850.69	51.86%
MINTRAB	34,704,846.00	38,229,127.00	21,901,810.87	57.29%
MARN	10,398,616.00	5,002,261.50	4,057,621.81	81.12%
MIDES	434,833,612.00	476,128,882.00	303,387,256.83	63.72%
MINECO	1,474,340.00	1,474,340.00	800,258.38	54.28%
Secretarías	Q 226,146,867.00	Q 184,410,506.00	Q 115,352,899.51	62.55%
SESAN	50,221,000.00	50,221,000.00	31,482,560.90	62.69%
SBS	55,846,443.00	44,720,596.00	28,186,713.17	63.03%
SCEP	2,542,502.00	2,542,502.00	1,614,000.00	63.48%
SOSEP	117,536,922.00	86,926,408.00	54,069,625.44	62.20%
Descentralizadas	Q 443,886,629.00	Q 478,333,976.00	Q 223,931,796.99	46.81%
CONALFA	218,405,139.00	227,334,934.00	104,979,915.95	46.18%
INFOM	123,043,288.00	146,679,791.00	58,369,504.65	39.79%
ICTA	12,321,382.00	12,827,835.00	8,169,303.60	63.68%
INDECA	17,500,000.00	17,500,000.00	7,691,337.34	43.95%
FONTIERRAS	72,616,820.00	73,991,416.00	44,721,735.45	60.44%
Total	Q 5,662,008,543.00	Q 5,395,424,653.50	Q 3,764,252,260.51	69.77%

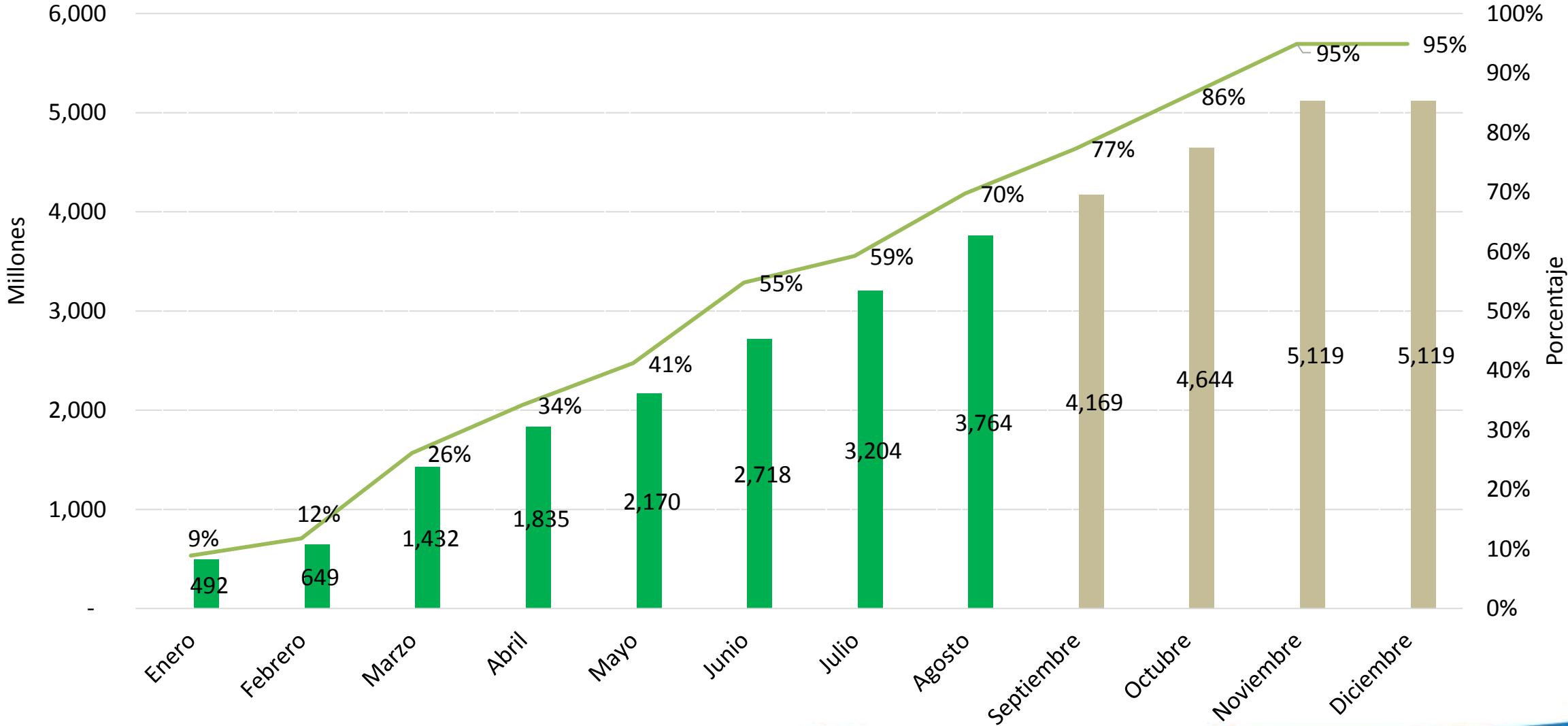
Ejecución financiera POASAN por grupo de institución, al 31 de agosto 2019.



Ejecución financiera POASAN por institución – al 31 de agosto 2019



Ejecución financiera POASAN al 31 de agosto 2019 (Proyección a Diciembre 2019)



Fuente: Reporte SICOIN R00804768.rpt

Gracias